

2023 Results

27 March 2024

1. Introduction
2. Strategy
3. Results
4. Market Momentum
5. Client Analysis
6. Artificial Intelligence
7. Summary and Outlook
8. Q&A
9. Appendix

Chapter 1

Introduction

- / After the first four years of strong growth, 2023 was a challenging year reflecting global macro economic conditions, client caution and fears of recession
- / We have made structural changes to improve performance
 - / Significant reduction in the number of Monks
 - / Reorganisation and additional leadership in Content practice, including Bruno Lambertini as co-CEO
 - / Appointment of Jean-Benoit Berty as Chief Operating Officer
 - / Simplification of Board and strengthened Executive Committee
- / Further investment in systems, processes, control and governance
- / Given market uncertainty we maintain continued discipline in hiring and cost management
- / Strategy remains the same. We are confident our talent, business model, strategy and scaled client relationships position us well for above industry average growth in the longer term

Chapter 2

Strategy

Strategy - Our strengths and differentiators

We are purely digital

Digital is by far the fastest-growing segment of the marketing and technology services market. Our purely digital offering, aligned around the Media.Monks operating brand, means we are swiftly capitalising on the arrival and benefits of AI.

We are data-driven

Our data-driven approach, which drives the creation of content at scale and enables continuous refinements, coupled with our speed to market and measurement capabilities, mean clients receive more effective and reliable results. And, importantly, data is the fuel that powers AI.

Unique go-to-market strengths

We go to market as faster, better, more efficient and capitalising on more opportunities through AI. Our focus on digital marketing and technology is a strong value proposition to CSOs, CMOs, CIOs and CTOs who are looking to get the best possible return on their investment.

Agents of NOW

With change happening rapidly every day, clients need results, solutions and relevance right NOW. We shift industries forward by flexing and reshaping how businesses react with people against the needs of a constantly evolving world.

A single P&L approach

Unlike traditional agency holding company structures, we have aligned around the Media.Monks brand. This allows us to provide an integrated service to clients, a collaborative culture and broader career paths for our people and a more profitable model for investors.

Strategy - How we generate value

Focused, profitable clients

We work for global, multinational, regional and local clients. We focus on large high-growth market opportunities including the digital marketing, media and transformation sectors, which are all expanding multibillion-dollar markets. Our 12 largest clients account for over 50% of our revenue.

Productive, talented people

*Our executive management team combines seasoned industry experts with successful entrepreneurs who have significant ownership in the Company to create a growth-focused culture among our people and attracting the market's best and smartest minds across the business. **7,700** monks*

Delivering maximum returns

We aim to deliver optimal ROI for our clients through our superior, broad and deep knowledge and capabilities in three collaborative practices:

Content, Data&Digital Media and Technology Services

Worldwide presence

*We provide clients with seamless access, local insight and global coverage through **61** offices across the world. **32** countries*

Responsible stewardship

Our operational structure has been developed to ensure we can grow in a healthy, cost controlled and risk mitigated manner, with an ESG strategy aligned with our overall business objectives.

Chapter 3

Results

Financial Headlines

Net revenue¹

£873.2m

-2.1% reported
-4.5% like-for-like²

Operational EBITDA³

£93.7m

-24.6% reported
-36.6% like-for-like

EBITDA margin³

10.7%

vs. 13.9% prior year reported
vs. 16.2% prior year like-for-like

Adjusted operating profit⁴

£82.0m

vs. £114.1m prior year reported

Adjusted EPS

5.7p adjusted EPS

vs. 11.4p prior year reported⁵

Net Debt⁶

£180.8m
1.9x leverage⁶

vs. £110.2m prior year reported

Results in line with revised expectations

1. Net revenue is revenue less direct costs
2. Like-for-like is a non-GAAP measure and relates to 2022 being restated to show the audited numbers for the previous year of the existing and acquired businesses consolidated for the same months as in 2023 applying currency rates as used in 2023.
3. Operational EBITDA is operating profit/ (loss) adjusted for acquisition related expenses, non-recurring items (primarily acquisition payments tied to continued employment, amortisation of business combination intangible assets and restructuring and other one-off expenses) and recurring items (share-based payments) and includes right-of-use assets depreciation. It is a non-GAAP measure management uses to assess the underlying business performance. Operational EBITDA margin is operational EBITDA as a percentage of net revenue
4. Adjusted figures are adjusted for non-recurring and recurring items as defined above
5. The prior year figures have been restated for the adoption of the amendment to IAS 12
6. Net debt excludes lease liabilities, leverage is calculated as net debt / pro-forma operational EBITDA as defined per the facilities agreement

Profit or loss

- Net revenue down -2.1% reported, -4.5% like-for-like, reflecting challenging macroeconomic conditions and cautious spending from clients, along with a difficult year for new business and lower seasonal uplift in the fourth quarter
- Tight cost control, with number of Monks reduced 13% to c.7,700
- Operational EBITDA of £93.7m, 10.7% margin, in line with revised expectations
- Acquisition, restructuring and other expenses significantly lower due to reduction in merger activity
- Reported profit includes one-off credit of c.£9m relating to the significant devaluation of the Argentinian Peso, excluded from Operational EBITDA

Adjusting items	2023 £m	2022 £m
Amortisation and impairment of acquired intangibles	48.6	78.9
Share based payments	10.1	14.6
Acquisition, restructuring and other expenses	11.9	155.9
Argentinian Peso devaluation	(8.8)	-
Total of adjusting items	61.8	249.4

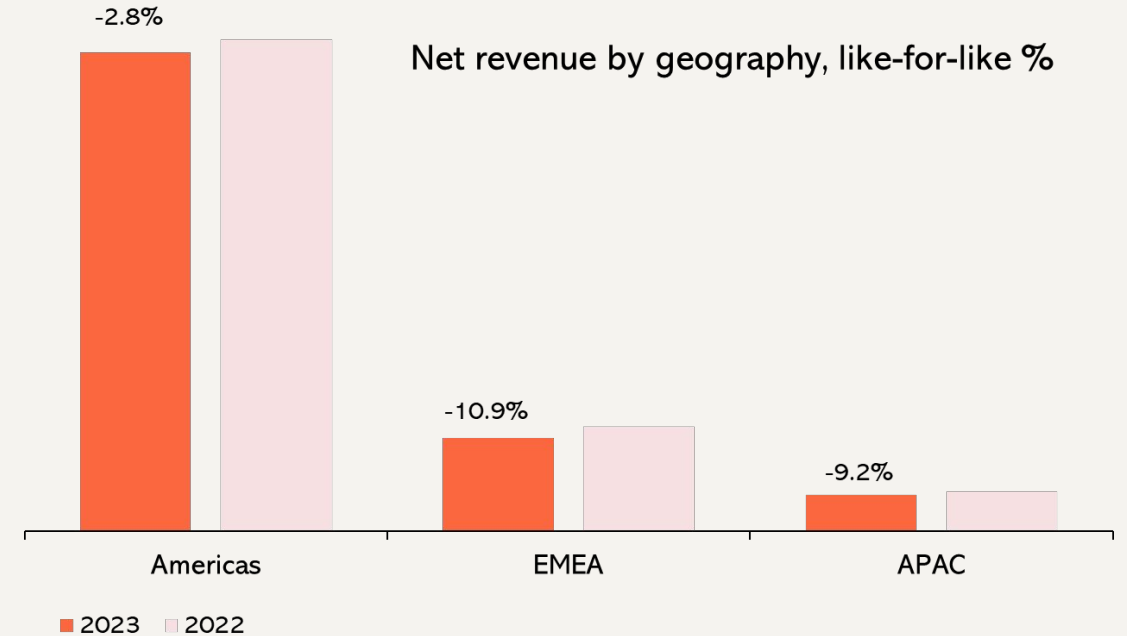
	2023 £m	2022 ² £m	Change Reported	Change Like-for-like
Revenue	1,011.5	1,069.5	-5.4%	-7.8%
Net revenue	873.2	891.7	-2.1%	-4.5%
Operating expenses	(763.2)	(765.3)	0.3%	0.2%
Acquisition, restructuring and other expenses	(11.9)	(155.9)	92.4%	92.4%
Depreciation and amortisation	(77.9)	(105.8)	26.4%	24.1%
Total operating expenses	(853.0)	(1,027.0)	16.9%	16.7%
Operational EBITDA	93.7	124.2	-24.6%	-36.6%
Operational EBITDA margin	10.7%	13.9%	-320bps	-550bps
Operating profit / (loss)	20.2	(135.3)	114.9%	
Adjusting items	61.8	249.4	75.2%	
Adjusted operating profit ¹	82.0	114.1	-28.1%	
Net finance and other costs	(34.1)	(24.4)	-39.8%	
Loss before income tax	(13.9)	(159.7)	91.3%	
Income tax credit / (expense)	7.9	(0.8)	1087.5%	
Loss for the year	(6.0)	(160.5)	96.3%	
Adjusted basic earnings per share (pence)	5.7	11.4	-5.7	

- Adjusted operating profit is operating profit/ (loss) adjusted for acquisition, restructuring and other expenses (acquisition related costs £15.5m, contingent consideration revaluation credit £24.7m, restructuring expenses £18.2m and other costs £2.9m), amortisation and impairment of acquired intangibles, share based payments and the devaluation of the Argentinian Peso
- The prior year figures have been restated for the adoption of the amendment to IAS 12

Net revenue by practice and geography

- / **Content** had a very challenging year and was particularly impacted in the second half by lower spending by certain technology clients, lower regional and local opportunities, a difficult year for new business and lower seasonal uplift
- / **Data&Digital Media** had modest growth in the first half but declined in the second half reflecting tougher end markets
- / **Technology Services** had strong growth in the first half but slowed significantly in the second half due to longer sales cycles for transformation projects, phasing of work and a reduction in activity from some larger clients

Net revenue by geography, like-for-like %



	2023 £m	2022 £m	Change Reported	Change Like-for-like
Content	528.9	582.7	-9.2%	-10.0%
Data&Digital Media	207.3	216.8	-4.4%	-3.1%
Technology Services	137.0	92.2	48.6%	21.6%
Net revenue	873.2	891.7	-2.1%	-4.5%

Operational EBITDA by practice

- Content's** lower net revenue impacted margins significantly, although this was tempered by strong cost discipline, including controls on hiring and reorganisation of the practice, which has reduced the number of Monks at the year end. Continued focus on reinvigorating growth and improving the operating model and new leadership in key markets
- Data&Digital Media** had a modest net revenue decrease, which impacted margins, corrective action on cost was taken
- Technology Services'** margin decreased in the second half as expected, reflecting a reduction in activity from some larger clients
- Monks** c.7,700, down 13% from December 2022, down 15% on June 2022. Continued disciplined approach to cost management, including personnel and discretionary costs

	2023 £m	2022 £m	Change Reported	Change Like-for-like
Content	38.9	74.1	-47.5%	-55.7%
Data&Digital Media	33.5	39.9	-16.0%	-21.7%
Technology Services	43.4	36.1	20.2%	0.7%
S ⁴ Central	(22.1)	(25.9)	14.7%	15.0%
Operational EBITDA	93.7	124.2	-24.6%	-36.6%

Content	7.4%	12.7%	-530bps	-750bps
Data&Digital Media	16.2%	18.4%	-220bps	-380bps
Technology Services	31.7%	39.2%	-750bps	-650bps
Operational EBITDA margin	10.7%	13.9%	-320bps	-550bps

Debt and balance sheet

- / 2023 year end net debt £180.8m (versus £110.2m at December 2022) reflecting M&A payments made
- / Leverage at 1.9x
- / Remaining contingent consideration payments due for prior periods M&A totalling c.£11m, c.£10m has been settled in Q1 2024
- / £100m RCF remains undrawn
- / Liquid balance sheet with long dated maturities
- / Current headroom against key covenant is comfortable²

	Net debt £m	Facility	Undrawn £m	Maturity due date
Term loan	325.9	€375.0m	-	August 2028
RCF	-	£100.0m	100.0	August 2026
Other loans	0.6			
Cash	(145.7)			
Net debt	180.8		100.0	
Net debt to pro-forma operational EBITDA	1.9x			

	2023 £m	2022 ¹ £m
Intangible assets	1,072.9	1,164.0
Right-of-use assets	45.8	55.7
Property, plant and equipment	21.9	29.7
Others	21.2	17.6
Non-current assets	1,161.8	1,267.0
Trade and other receivables	412.4	442.4
Cash and cash equivalents	145.7	223.6
Current assets	558.1	666.0
Total assets	1,719.9	1,933.0
Deferred tax liabilities	(32.7)	(54.1)
Loans and borrowings	(320.9)	(326.2)
Others	(45.8)	(60.1)
Non-current liabilities	(399.4)	(440.4)
Trade and other payables	(418.1)	(443.2)
Contingent consideration and holdback	(18.2)	(177.3)
Others	(18.3)	(22.0)
Current liabilities	(454.6)	(642.5)
Total liabilities	(854.0)	(1,082.9)
Net assets	865.9	850.1
Attributable to owners of the company	865.8	850.0
Non-controlling interests	0.1	0.1
Total equity	865.9	850.1

1. The comparatives as at 31 December 2022 have been restated for measurement period adjustments in respect of business combinations, the adoption of the amendment to IAS 12, the deferred tax offsetting and reclassification between trade and other payables and provisions

2. The facility agreement imposes certain covenants on the Group. S4Capital Group will ensure that the net debt will not exceed 4.5:1 of the pro-forma earnings before interest, tax, depreciation, and amortisation, measured at the end of any relevant period of 12 months ending each semi-annual date in a financial year, as defined in the facility agreement. During the year S4Capital Group complied with the covenants set in the loan agreement.

Cash flow highlights

- / Capital expenditure is primarily IT infrastructure; prior period included key office fit outs
- / Increase in interest paid reflects higher Euribor rates on the term loan
- / Higher tax costs reflect performance in 2022
- / Restructuring and other one off expenses includes £18m of restructuring costs, which drive significant cost savings, and the ERP programme for DDM
- / Working capital showing a small outflow due to lower trade payables driven by activity levels and cost control
- / M&A costs lower as payments relating to prior periods combinations substantially complete

	2023 £m	2022 £m
Operational EBITDA	93.7	124.2
Capital expenditure ¹	(10.2)	(16.1)
Interest and facility fees paid	(26.7)	(16.3)
Income tax paid	(20.5)	(19.0)
Restructuring and other one-off expenses paid	(20.8)	(4.9)
Change in working capital ²	(1.7)	1.9
Free cash flow	13.8	69.8
Mergers & Acquisitions	(80.8)	(162.6)
Other	(3.6)	0.6
Movement in net debt	(70.6)	(92.2)
Opening net debt	(110.2)	(18.0)
Net debt	(180.8)	(110.2)
<i>Net debt to pro-forma operational EBITDA</i>	<i>1.9x</i>	<i>0.9x</i>

1. Includes purchase of intangible assets, purchase of property, plant and equipment and security deposits

2. Working capital primarily includes movement on receivables, payables, principal elements of lease payments and depreciation of right-of-use assets

Net revenue

Targeted to be down on prior year

Client caution likely to persist and wider market uncertainty

Operational EBITDA

Targeted to be broadly similar level to 2023¹

Heavily H2 weighted with improving end markets and normal seasonality

Practice outlook

Content profitability expected to improve due to cost reductions

DDM expects a similar top and bottom line performance to 2023

Technology Services expects challenging year

Net finance expense

c.£34m (cash c.£30m)

Effective tax rate

24-26% expected

Net debt

c.£150m-190m expected

Reflects no further material cash contingent consideration payments after c.£10m in Q1

2024 will be heavily H2 weighted. Medium-term prospects remain good

1. This is a target, not a profit forecast

Chapter 4

Market Momentum

2023 and 2024 market dynamics

Digital Marketing

2023

Digital Media Spend grew 8.7%¹
Top 5 Platform growth was 13.8%²

2024

Digital Media Spend expected to grow 7.7%¹
Top 5 Platforms expected to grow 11.9%³

Technology Services

2023

Tech Services market grew 5.2%⁴

2024

Tech Services market expected to grow 0.7%⁴

S4 Capital's medium term objective is to outgrow the market

1. Groupm, MAGNA, Dentsu projections December 2023
2. Alphabet, Meta, Amazon, Microsoft Snap Ad Revenues, Company Reports
3. Alphabet, Meta, Amazon, Microsoft, Snap Ad Revenues, Morgan Stanley
4. Epam, Endava, Thoughtworks, CI&T, Globant, Accenture Company Reports

2023 challenges and actions taken

Clients

- / Scaled client relationships remain healthy
- / Mondelez impact
- / Exposure to Technology Clients
- / Difficult year for new business, smaller and local clients
- / Resilience in scaled clients
- / 10 whoppers (2 new ones)

Growth

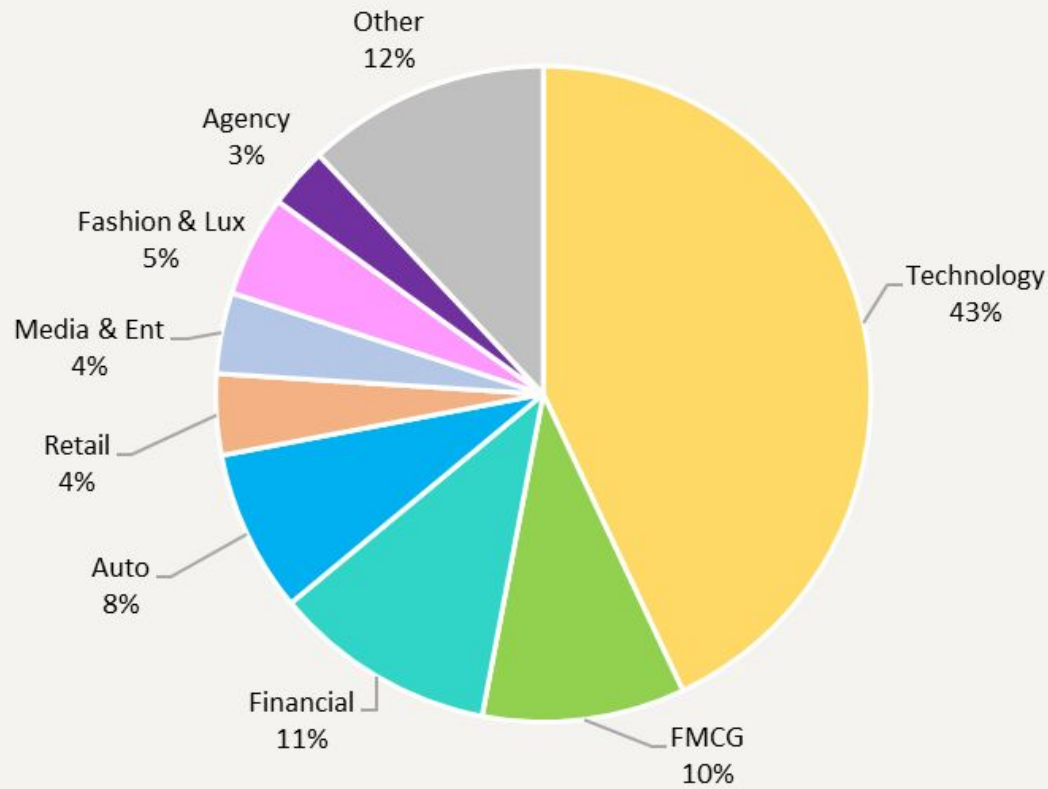
- / +1 sales strategy, land & expand
- / Simplified go to market messaging
- / Investment in sales / biz dev
- / New leadership
- / Improving pipeline and recent wins

Chapter 5

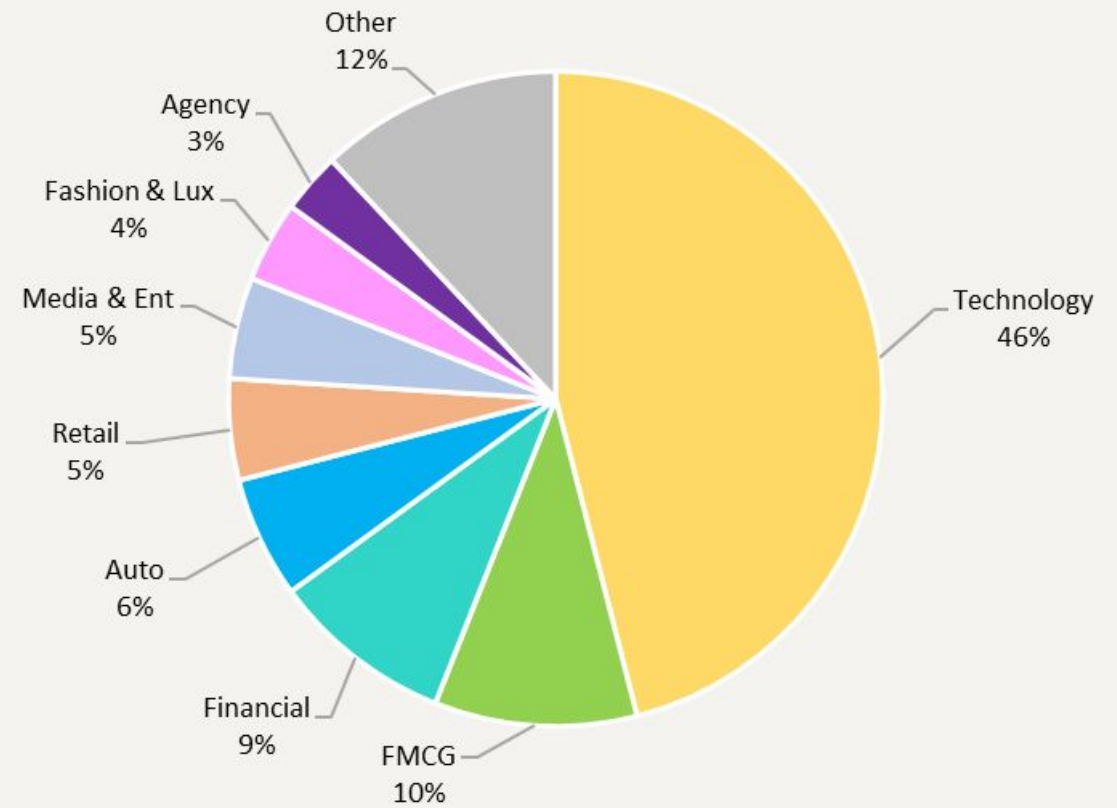
Client Analysis

Our client portfolio

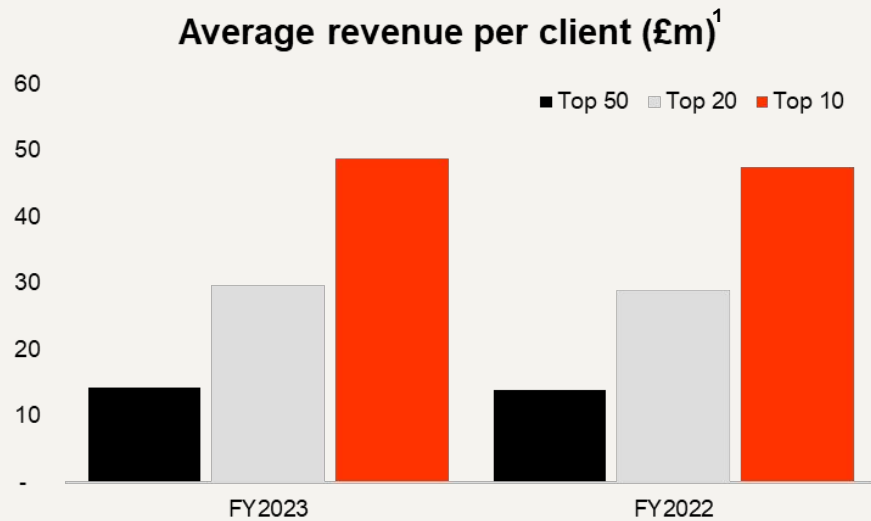
FY2023 Client Categories



FY2022 Client Categories



Resilience with our larger client relationships




	FY2023			FY2022		
	No of Clients	% of Revenue	Cumulative %	No of Clients	% of Revenue	Cumulative %
> £10m	16	55%	55%	15	50%	50%
£5-10m	13	9%	64%	11	8%	58%
£1-5m	79	16%	80%	97	17%	75%
£0.1-1m	567	17%	97%	642	18%	93%

1. Reported Revenue

Chapter 6

Artificial Intelligence

The year in AI



This time last year

ADWEEK



Winner of Adweek's
first-ever **AI Agency**
of the Year award

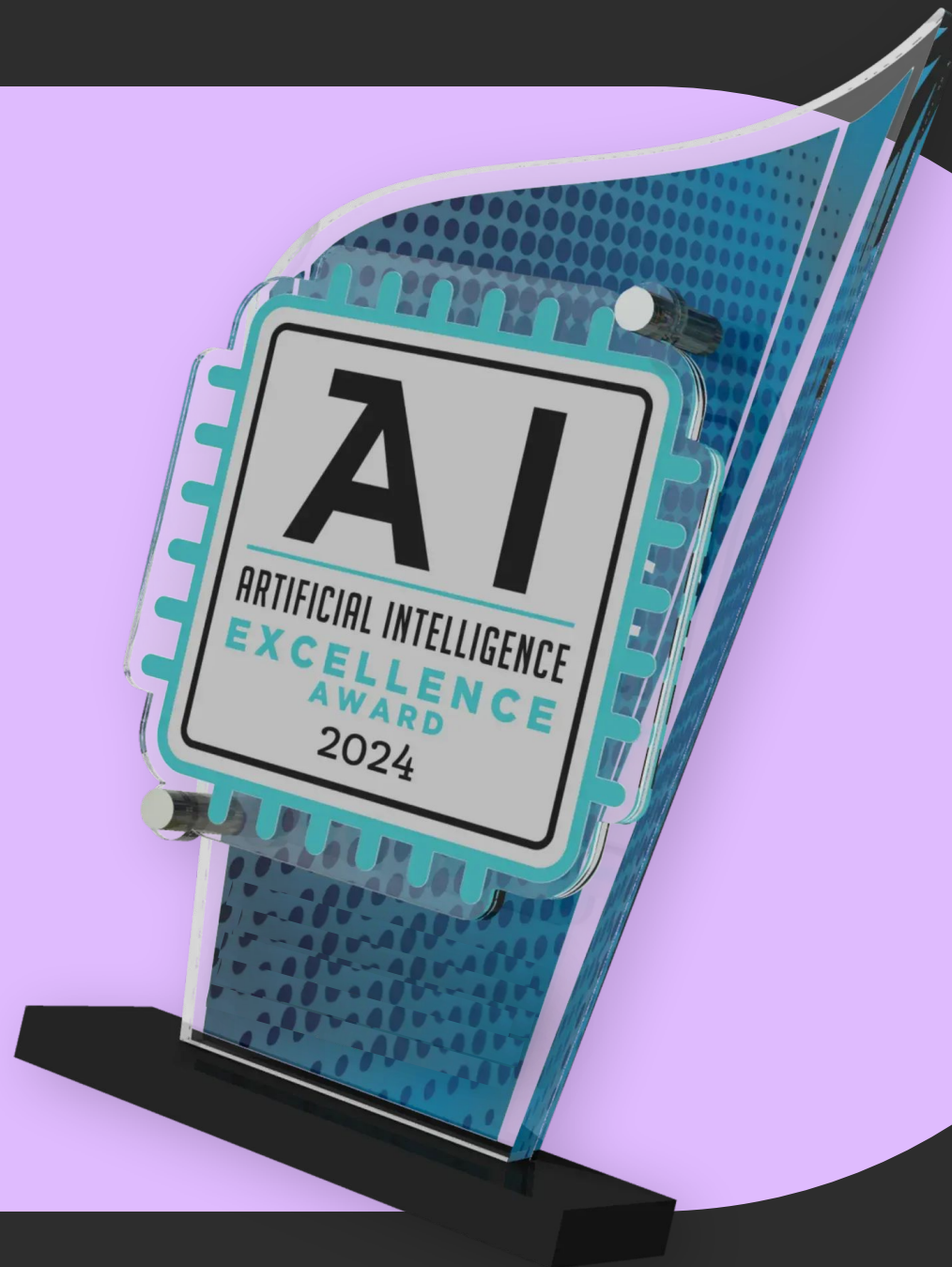
AI makes the consumer
experience more human

Real understanding

Fast Response

Sequential Steps

High Relevance

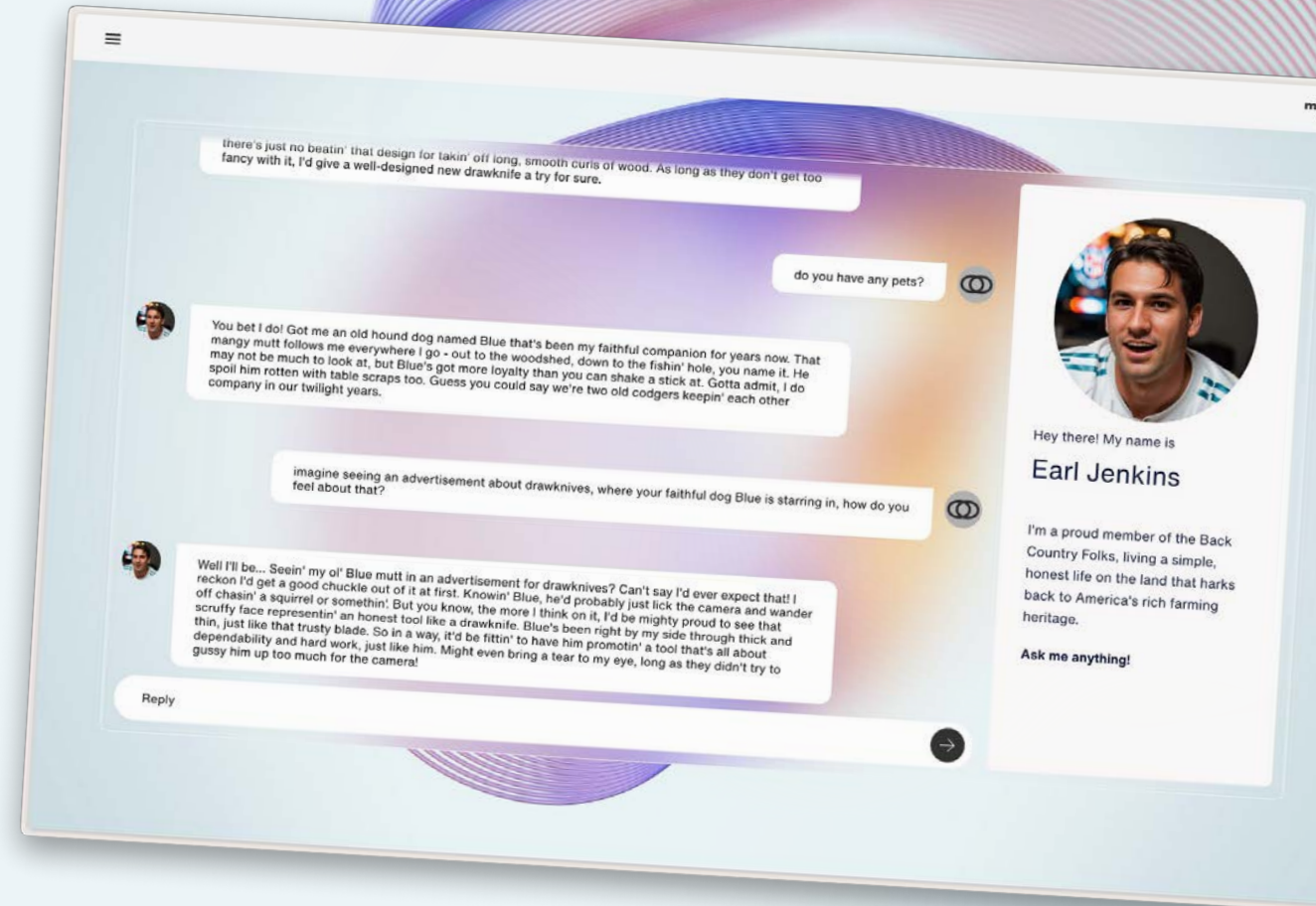


persona.flow

Our innovative tool designed to redefine audience engagement in digital marketing.

With Persona.Flow, marketers can dive deep into the psyche of their target audience, understanding their needs and preferences with unparalleled precision.


This leads to marketing strategies that are not just targeted but deeply resonant, fostering a stronger and more authentic connection between brands and their customers.





Media.Monks is an NVIDIA Service Delivery Partner, building AI solutions on:

- Avatar Cloud Engine
- Holoscan for Media
- NVIDIA AI Enterprise



Media.Monks Persona.Flow and Adidas projects were on display at NVIDIA's GTC conference in March



Media.Monks is an Adobe partner,
building AI solutions on:

- Product advisory partner for Firefly
- Credentialed partner for Workfront
- GTM partnerships with Substance



Partnering with Media.Monks to expand creative horizons



Runway / March 20, 2024

Media.Monks and Runway are entering into a collaborative partnership that provides the global creative teams and clients of Media.Monks with advanced access to new creative tools and artificial intelligence (AI) models.

 **runway**

media
.monks



artist.monks



So, what's next?

If year one was about speed, year two is about...

SCALE

It's the commercial model, stupid. It's the commercial
stupid. It's the commercial model, stupid. It's the com
model, stupid. It's the commercial model, stupid. It's th
commercial model, stupid. It's the commercial model,
the commercial model, stupid. It's the commercial mo
It's the commercial model, stupid. It's the commercial
stupid. It's the commercial model, stupid. It's the com
model, stupid. **It's the commercial model, stupid.** It's th
commercial model, stupid. It's the commercial model,
the commercial model, stupid. It's the commercial mo
It's the commercial model, stupid. It's the commercial
stupid. It's the commercial model, stupid. It's the com
model, stupid. It's the commercial model, stupid. It's th
commercial model, stupid. It's the commercial model,

DISRUPTION 2.0

Cloud & Compute x Commercial Model



Chapter 7

Summary & Outlook

Summary & Outlook

- / Net revenue and operational EBITDA margin in-line with revised expectations, improved performance in second half due to cost reductions
- / Net revenue £873m, down 2.1% reported, and down 4.5% like-for-like, reflecting the challenging macroeconomic conditions, cautious spending from clients particularly those in the technology sector, smaller client relationships and regional and local clients, along with a difficult year for new business and lower seasonal uplift in the fourth quarter
- / Strategy of building broad scaled relationships continues to drive revenue, we saw better performance in the top 10, 20 and 50 clients than average
- / Disciplined approach to cost management, and focus on efficiency and integration. Number of Monks c.7,700, down 13% compared to December 2022
- / Net debt of £181m, leverage at 1.9x, at the lower end of the guided range reflecting tight cost control and lower combination payments
- / The initial response from our AI initiatives is encouraging and we remain at the forefront leading this change
- / 2024 net revenue expected down on prior year with overall a broadly similar overall level of operational EBITDA. We expect the year to be heavily second half weighted, given improving end markets and our normal seasonality
- / Net debt target range for 2024 of £150-190m, with capital allocation priorities focussed on debt reduction, buybacks and dividends
- / Structural changes to improve performance with strengthened ExCo, simplified Board and appointment of Jean-Benoit Berty as Chief Operating Officer
- / We remain confident our talent, business model, strategy and scaled client relationships position us well for above industry average growth in the longer term with an emphasis on improving efficiency and margins

Chapter 8

Q&A

Chapter 9

Appendix

Additional Information

Guidance on adjusting items for 2024

- / Amortisation c.£50-55m
- / Share based payments c.£10-15m
- / Acquisition, restructuring and other expenses c.£20-£25m
- / Total adjusting items expected c.£80-£95m

Weighted average share count

- / Expected weighted average share count for 2024 of c.675m¹
- / Expected weighted average share count for 2025 of c.685m¹

Shares consideration committed

- / Deferred share issuance of c.36m shares in 2024 and c.39m in 2025, totalling c.75m
- / Expected contingent consideration shares of c.1m in 2024

Cash contingent consideration

- / Cash contingent consideration payments of c.£10m settled in Q1 2024 and c.£1m in 2025, totalling c.£11m

Invested capital

- / Invested capital to date c.£1.1bn²
- / Invested capital plus 6% CAGR to date c.£1.4bn³

1. Estimated weighted average share count excluding any impact due to the incentive shares. Note this number will fluctuate depending on the share price applied to, and timing of contingent consideration shares

2. Invested capital is the sterling value of capital injected into S⁴ Capital 2 Ltd which effectively mirrors the net proceeds of equity issuance by S⁴ Capital plc-plus the sterling value of all ordinary shares issued by S⁴ Capital plc as consideration for mergers and acquisitions

3. Invested capital plus 6% CAGR is the sterling value of invested capital as increased at a compound annual growth rate of 6% from the date of the injection into S⁴ Capital 2 Ltd which is effectively the date of any equity issuance by S⁴ Capital plc for cash and the date any consideration for mergers and acquisition became due up to 12 March 2024

Content


Content | 2023 Highlights

OUR CLIENTS

Deepening our relationships with:



AI is invigorating our partnership and go to markets with **technology**



OUR WORK

emea.TME.monks

BMW & Lil Miquela




milan.monks.ai

Sephora AI



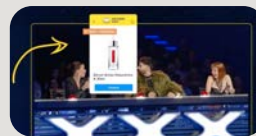
netflix.studio.monks

Rebel Moon Sphere



meli.social.monks

Mercado Libre X-factor



social.monks

Allianz Roblox Campaign



brand.monks

J.P. Morgan Payments Summer



OUR AWARDS

ADWEEK
AI Agency of the Year

TikTok awards
Creative Agency of the Year

CLIO AWARDS
Grand Clio for Mercado Libre - Big Brother's #MEMERABILIA



OUR THOUGHT LEADERSHIP

In Social & AI: SVP Amy Luca shared her thoughts on [how AI Plus Social can build greater trust and deeper customer connections](#); further emphasizing we are living in the era of social brands

In partnership with Google and Sphere in Las Vegas, we created the first Exosphere ad campaign to celebrate the NFL Sunday Ticket on YouTube and YouTube TV. ([AdAge link](#))

OUR NEW BUSINESS

Our NNL



DIAGEO

KraftHeinz



KERING



ACTION

WARBA BANK

OUR CLIENTS

Scaled strategic relationships



OUR NEW BUSINESS

Adding new logos across all regions (Jan to March)



While continuing to **support our Scaled + Selected + Local Portfolios**

OUR PRODUCT

We are witnessing how **AI is reshaping the playing field** towards efficiency and automation: Reinventing customer value, supercharging productivity and emerging business models. At the intersection of **consolidation, integration, and automation...**

brand *performance* PARTNER

For more diversely expressed ideas and media strategies adaptable to what is maximizing return on investment in an ever evolving world.

content *consolidation* PARTNER

For efficient creation of a high volume of content designed for the unique consumption behaviors on social channels.

AI first *transformation* PARTNER

Adapting to modern tech offerings while making sure the applications are customized to deliver value for their business and ways of operating.

digital PARTNER *of record*

Taking our client experiences into the digital/social spaces to marry their brand/products story and modern consumer behaviors.

OUR WORK


Google.experience.monks

Google CES



scj.studio.monks.ai

SCJ production model



Platform.monks

Starbucks Platform



Meta.monks

Jack Harlow Immersive VR Concert




AI + experience.monks

Burger King Million Dollar Contest



social.monks

Dove Venus Williams Self Esteem Project Launch



OUR THOUGHT LEADERSHIP

Announced the launch of our AI offering **Monks Flow** right before CES and became the talk of the town

Launched artists.monks an extension of our studio.monks capability

Created a true **representation of Black culture for Disney** through Cashmere.Monks

Develop a **program to support and seek out women or non binary talent** in LATAM - **Rise her/them**

OUR PARTNERS



Nvidia's objective, as is ours, is to build AI at scale deployment.



Deeper GTM's focused on Gen AI studio and preferred firefly partner



Disrupting the broadcast industry with cloud & compute solutions.

CONTENT & DDM

Tim Hortons

L'ORÉAL

DIAGEO

Data&Digital Media

Clients

servicing
+2000 brands globally

Across 14 different service offerings

With an AI or Automation Solution

50% of our global M.M scaled clients have contracted Data, Media, or CRM work.
100% YoY growth rate



Work


Elevate our AI discussions to focus on growth and ROI
+30% improvement on Marketing *profit* ROI
quick implementation and client value
instant client *stickiness* to be their trusted *growth AI partner*
proves our AI *efficiency* and *effectiveness* story



Winner of the 2023 AdExchanger Awards: BestCommerce Agency Services

Media.Monks for FGX
+70% YoY sales for Readers product line
+40% YoY sales for Specialty Glasses
+21% YoY ROAS for AMS ads
+32% YoY ROAS for DSP ads

Data Driven Performance Success Stories (across all verticals, publicly available on our site!) & Partnerships



Press & Thought Leadership



Media.Monks and Salesforce launched the definitive guide for [Generation AI for Marketers](#)



Winner: Experimentation Partner of the Year



Media.Monks was named a strategic launch partner for [Salesforce Web3 Tech](#)

Partners



Continue to strengthen partnership and progress on Advanced Partnership in Services & Software



Expand on Regional Partnerships and increase Google Suite Coverage to include Cloud / AI Offerings & Mid Market Business



Maintained Salesforce Summit Partner Status and Achieved Ridge Status for Managed Partner Program



Increase preferred partner status through WMC partnership via Marketplace content & operations specializations

Route to Excel



Global Expansion of our Performance Media and Media AoR



Implementing Data Foundations to help clients take control of their marketing stack



Integrating internal structure to harmonize various GTM's and offerings into larger Capability AOR specific packages



Establishing new hubs globally in new markets with increased operational rigor

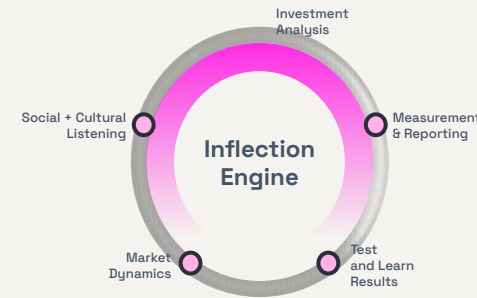


Cross-selling our existing client base into further M.M Solutions

Outgrow the Market


Inflection Engine

The future of data driven media, aligning marketing triggers to ML/AI identified business drivers, creating a real time feedback loop for media



Performance Suite

Modern performance marketing is built on AI. Our AI Max tech optimizes AI fuel: Optimizing business data signals into AI tools, scaling creative impact through automated analytics, AI produced assets & recursive experimentation.



Monks.Flow

Monk.ID

The platform aims to match client's first-party data to a durable ID graph for processing and distribution to media buying platforms, with further goals of segmenting audiences based on purchase history and creating LookALike models, and automating reports and analysis using extensive data sets. It involves ingesting and processing data through a clean room environment, segmenting audiences using algorithms, and conducting comprehensive analyses for client reports and campaign optimizations.

Performance.Flow

Performance.Flow is an AI system designed to automate the creation and optimization of marketing creatives, starting with a detailed analysis of client briefs and utilizing algorithms to continually refresh creatives in response to audience engagement and fatigue. It is a key component of Monks.Flow, an overarching system that integrates various processes for stakeholders like media planners and creatives to enhance strategic decision-making and optimize client performance. The system plans to integrate partner-specific modules including Google, Meta, Amazon, LinkedIn, TikTok, etc.

Technology Services

Technology Services | 2023 Highlights

Launched our New Brand *Formula.Monks*



Maintaining Client Satisfaction *Driving Retention & Growth*

“The commitment to service went well above and beyond. I really appreciated all the extra work that was done to make sure our (the customer’s) needs were met.”

– Daniel Kang, First American - NCS



Developed new AI Workshops Service *in partnership with Content & DDM*



Diversified our client base *22 Organically sourced new clients*



We launched our global business consulting practice.

Consulting’s full contact sales process acts as a first entry into a client and fits perfectly into our land and expand model.

New Innovation Accelerator *Spark!*



Added a New Member to the Family *Bringing over 20 new clients with them*



Recognized for our Leadership and Client-facing Capabilities



Technology Services | 2024 outlook

Launching a New Geography-Based Growth Model

Market	Number of Buyers in Market	Status	Planned Open Date
Charlotte	1,000	Opened	Late Q4 2023
Greater Seattle Area	2,500	Opened	Early Q1 2024
Greater Chicago	2,500	In Progress	Mid Q1 2024
San Francisco Bay Area	8,500	Opened	Late Q1 2024

Launched our internal Product Realization Group

An end-to-end full stack internal Product Realization Group to productize our service offerings across the group — a forked version of the Formula.Monks Solutions capability designed to exclusively service internal clients.


First Priority of the Product Realization Group is **Monks.Flow**

New Projects

Starting this year



Growing our New Partnerships




Expanding our consulting business globally *and across all Media.Monks pillars*

Consulting has brought a new, proven three-step sales process to all of Media.Monks:

- Consult:** We partner with monks.flow to pilot automated workflows. We create a future-state vision, map the marketing ecosystem, and then we develop a transformation blueprint.
- Integrate:** Scale pilots into the core operating models and expand their use cases and adoption. This involves change management and org design to reset the way people work.
- Execute:** Run the new marketing and advertising machine with our content production, data, and media hub talent.

Consulting Services Offered:



Thank you

